


# WTS-358 ULTRASONIC FLOW METER





## Product Features


Easily and friendly for installation and operation. It only takes a few minutes, from the start of installation to using the flow meter.

WTS-358 adopts a new external clamp design, which could get the flow rate without touch the measurement medium. Compared with other traditional flow meter, this could avoid pressure loss or media contamination problems.









As the advantage of a clamp on flow meter, no need to cut off the pipe or long time stop the equipment, save the cost of time and labor costs.

A variety of modes are available for setting and flexibility. One set is universal for all pipe size in the measuring range, and suitable for many kinds of metal and resin pipes.

256\*128 LCD display. Display a variety of information. It is optional to become an ultrasonic cooling (heat) meter/ btu meter/ energy meter to realize the monitoring and measurement of energy.



## Suitable for various liquids and compatible with various pipeline materials and sizes:


<b>Applicable fluid</b>	 <b>Water</b>	 <b>Oil</b>	 <b>Chemical</b>
<b>Metal pipe stainless steel, carbon steel, copper</b>  <b>Stainless steel</b>  <b>Carbon steel</b>  <b>Copper</b>	<b>Compatible piping material</b>	<b>Resin pipe PVC, Other</b>  <b>PVC</b>  <b>Other</b>	

# WTS-358-P Ultrasonic Flow Meter


DN15~DN40  
(Inner diameter 12mm~ Inner diameter 40mm)



Compatible pipe  
line size



**Provide many aspects of help for different flow measurement application requirements:**



Site display

Monitor the flow rate reading directly on the device.




Remote monitoring

With the help of output, could send the information to PLC, central control room and etc.



Data analysis


Record the data to improve efficiency.








## Specification

Pipe material	Metal /PVC, PP or PVDF rigid plastic pipe
Liquid type	Water/other liquid (Single liquid medium without solid particles or impurities)
Temperature range	0-75°C (No freezing on the surface)
Low velocity cut off value (Default by factory)	0.1m/s
Display	256*128, LCD
Response time	0.5~60s
Accuracy	±2%, (±1% after calibration)
Data Storage period	300ms
Memory for data backup	EEPROM (Data storage: over 10 years, data read/write frequency: over 1 million times)
Power and IO connection	M12 type aviation plug
Output	4-20mA
Communication	Modbus RS485
(Options for output)	OCT (pulse output)/ One relay alarm (please contact the factory)
Power supply	10-24V VDC
Electric power	< 3W
Protective circuit	Power reverse connection protection, Power surge protection,
	Output short circuit protection, Output surge protection
Enclosure protection class	IP65
Environment temperature	-10°C to 60°C (No freezing)
Relative humidity	35 to 85% RH (No condensation)
Vibration resistance	10~55Hz
	double amplitude 1.5 mm, 2 hours in each XYZ axis
Impact resistant	100 m/s <sup>2</sup> 16 ms pulse, 1000 times each for X, Y and Z axis
Main material	Aluminum, Industrial Plastics
cable length	2m(standard ), PT1000 sensor standard cable length is 9m


# WTS-358-P Ultrasonic Flow Meter




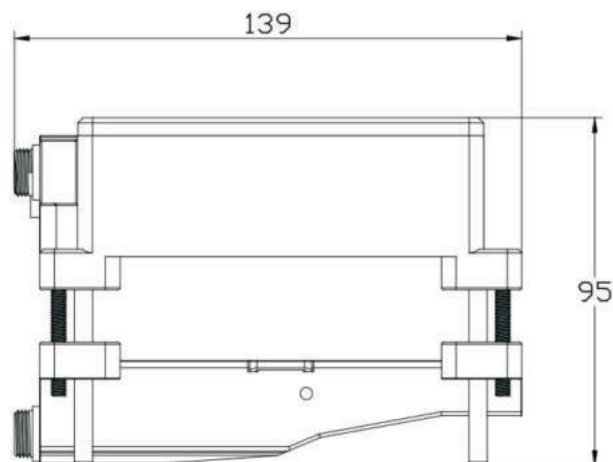
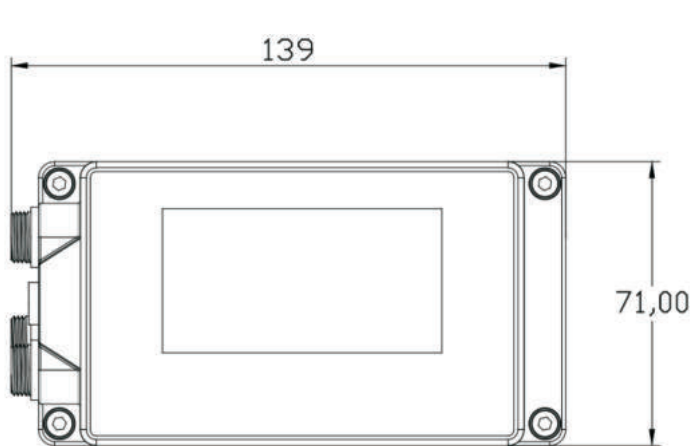
## Flow Range

Pipe size (DN)	Upper flow value (L/min)
15	60 L/m 
20	100 L/m 
25	200 L/m 
32	300 L/m 
40	400 L/m 

Notice: The minimum measurable pipe size is the inner diameter  $\geq 12\text{mm}$



## Size Drawing (Unit: mm)



## Parts



Ultrasonic Flow Meter



Signal Cable



Power Supply Cable




PT1000 Temperature Sensor



Screw



Couplant



## Ultrasonic Energy /BTU Meter

